

The Guidebook for International 1688 Buyers



worldfirst.com



[worldfirstfxasia](https://www.facebook.com/worldfirstfxasia)



worldaccountsea@worldfirst.com



[Other guides](#)

Beginner's guide for international buyers



**1. Set up an Alipay
Personal Account**



**4. Authorise your 1688
account with WorldFirst**

1688.com

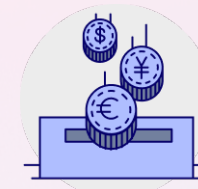
**2. Set up a 1688
account**



**5. Make an order
on 1688.com**

WorldFirst

**3. Set up a World
account**




**6. Make payment on
1688.com**

1. How to register for an Alipay Personal Account?



**Register for an Alipay
Personal Account**

Register an Alipay Personal Account



Area Code

Log in via SMS

Switch login method

隐私保护提示

欢迎来到支付宝！为了更好地保护您的权益，在此为您介绍在服务的过程中我们将如何规范安全地收集、存储、保护、使用及对外提供您的信息，请您充分了解：

- 为保障APP稳定运行或提供服务，支付宝APP需向您申请必要的手机权限，包括读取电话状态权限（用于识别设备以便完成安全风控）、存储权限（用于扫一扫、头像设置以及其他上传文件的操作）以及隐私权政策中所列举的其他使用具体功能时所需申请的权限类型。当您开启权限后，支付宝APP才会收集必要的信息。
- 为采取风险防范措施保障您的账户及资金安全，并依法履行实名制管理、反洗钱等法定义务，我们需要在必要范围内收集您的身份基本信息、账户信息、交易信息以及设备信息。

更多详情，敬请查阅《[支付宝隐私权政策](#)》全文。我们承诺：将以业界领先的个人信息安全保护水平，全力守护您的信息安全！

i

Why do you need to register for an Alipay personal account?

An Alipay personal account is necessary for verification of 1688 account, if 1688 account is already verified you may skip this.

Enter code for account verification

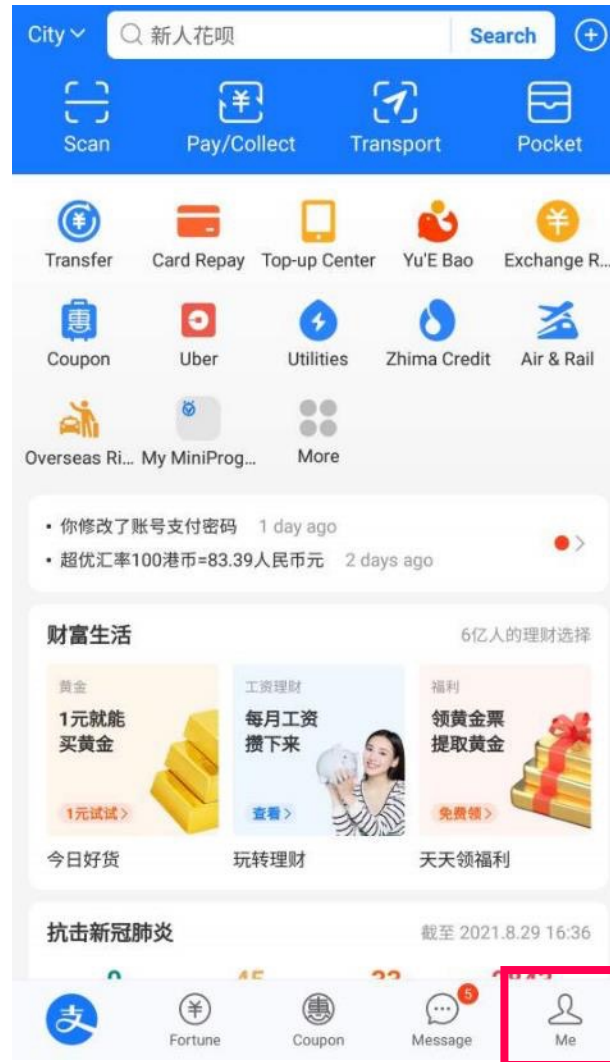


Enter code

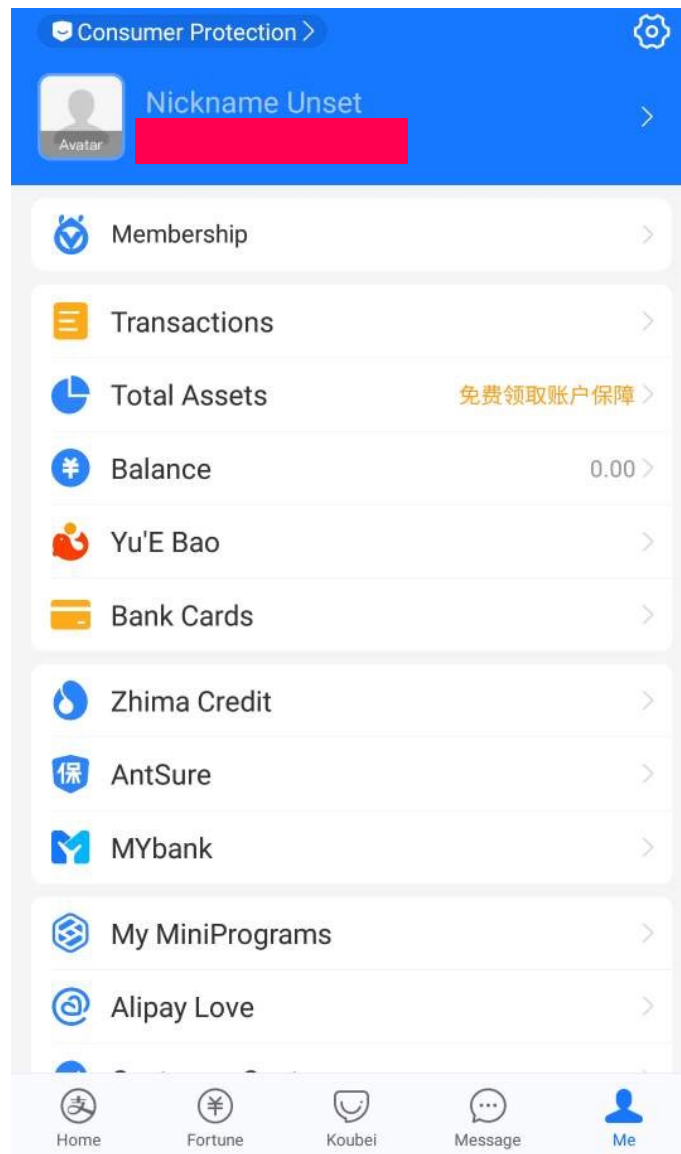
Please enter the code received by



Resend(54s)






Verify Identity



< Identity Verification

To continue, please select one of the following methods to complete identity verification:

-  **Passport chip & face verification** >
Verify identity by smart technology
-  **Verify face** Recommend >
Scan passport to verify your identity
-  **Mainland China bank card** >
Use bank card to verify your identity

< Identity Verification



Verify the face of [redacted]
Face the phone under sufficient light

Verify

Register location and address

< Verification Center



Personal Information

Complete all your identity informat...

Incomplete >

Verification Photo

Upload verification photos to improve yo...

Uploaded

< Address

Location

海外海外 >

Address

Save

Complete Personal Details

< My Account

Profile Homepage

>

Real-name Verification

Verified

>

Alipay Account

My Namecard

>

Taobao Account

我的车辆

>

Shipping Address

>

My Invoice Title

>

邀请有礼

红包拿不停

>

Favorites

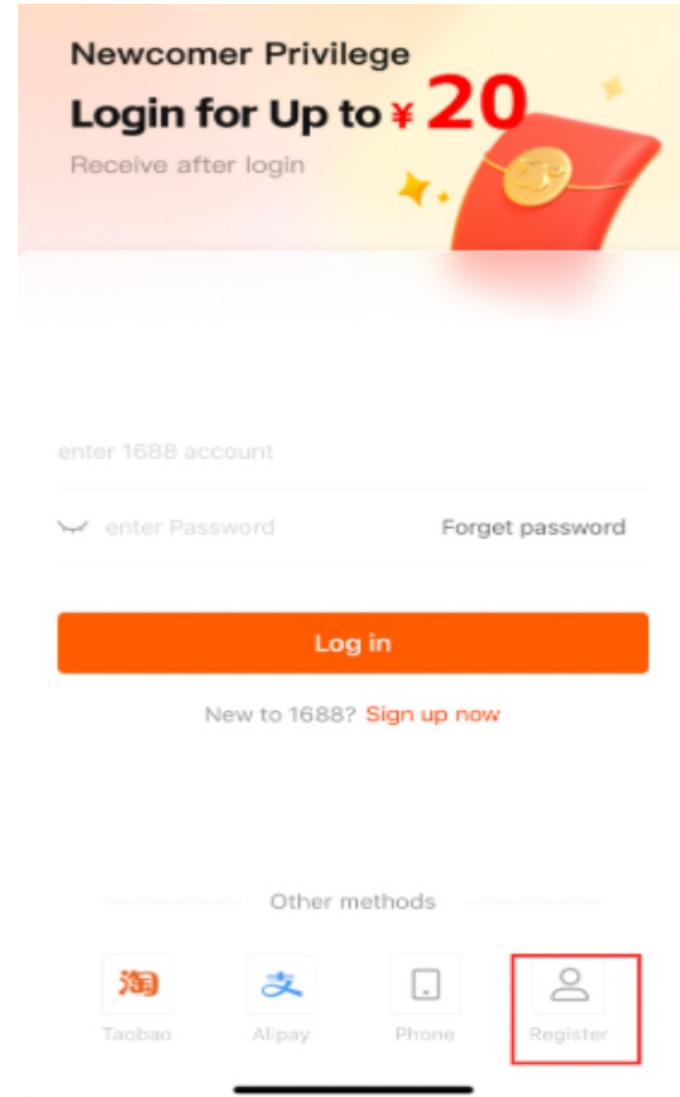
>

2. How to register for a 1688 account?

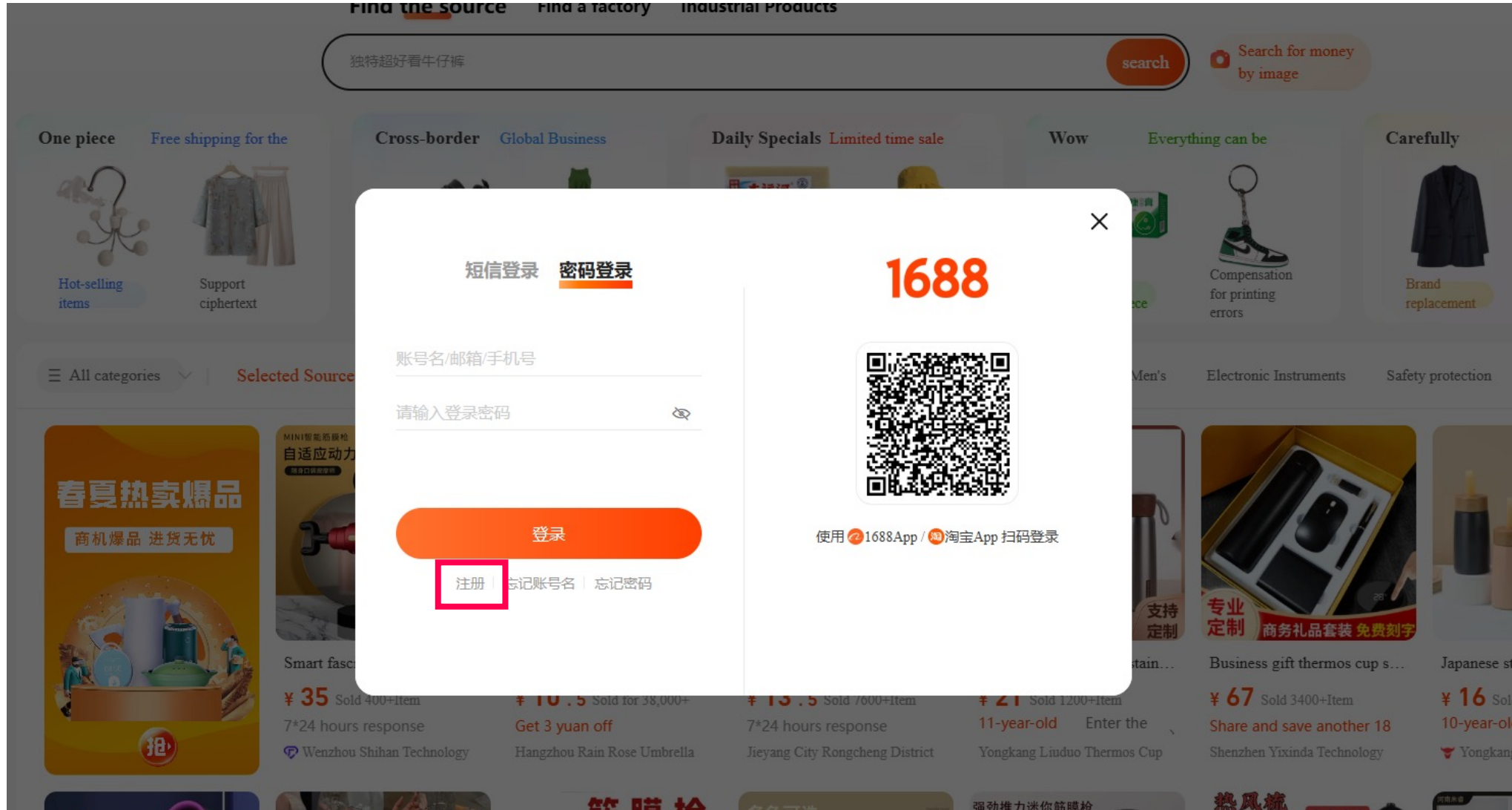
1688.com

**Register for a
1688 account**

Open the **1688** Mobile application

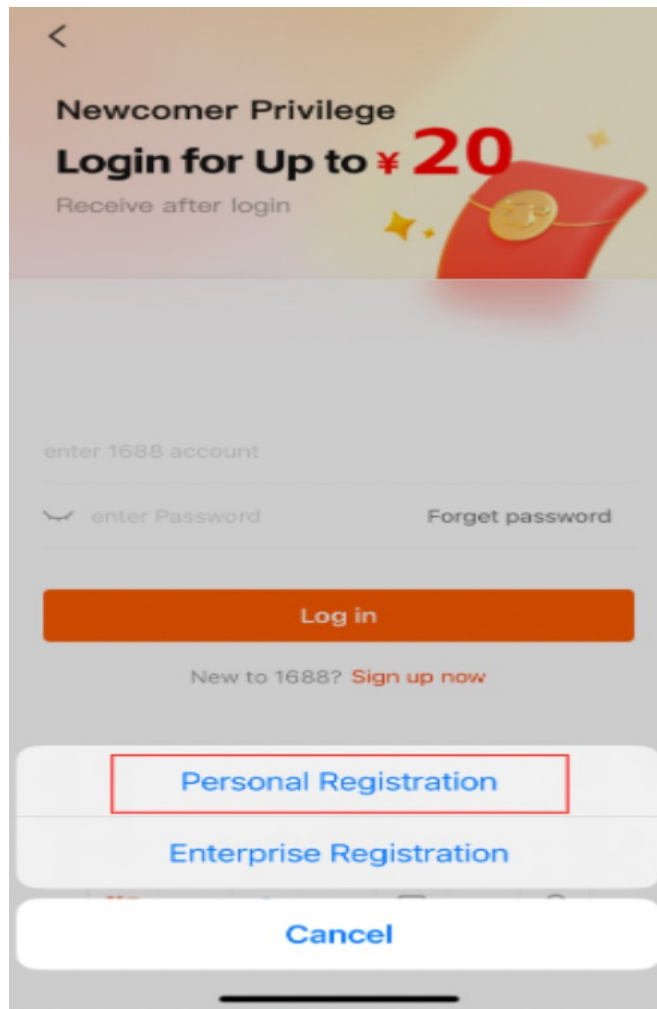
The image displays the login screen of the 1688 mobile application. At the top, there is a promotional banner for 'Newcomer Privilege' offering a login bonus of up to ¥20, which is received after logging in. Below the banner, there are input fields for 'enter 1688 account' and 'enter Password'. A 'Forget password' link is located next to the password field. A large orange 'Log in' button is positioned below the input fields. Underneath the button, there is a link for 'New to 1688? Sign up now'. At the bottom, there is a section titled 'Other methods' with four icons: Taobao, Alipay, Phone, and Register. The 'Register' icon, which shows a person silhouette, is highlighted with a red rectangular border.

Register for a 1688 personal account



Register for a 1688 personal account

⚠ If you are an international buyer (not a buyer in China), please register for personal account (个人账户注册)



The screenshot shows the 1688 app interface. At the top, there is a banner for 'Newcomer Privilege' with the text 'Login for Up to ¥20' and 'Receive after login', accompanied by a red envelope icon. Below the banner, there are input fields for 'enter 1688 account' and 'enter Password', with a 'Forget password' link next to the password field. A large orange 'Log in' button is positioned below the input fields. Underneath the 'Log in' button, it says 'New to 1688? Sign up now'. At the bottom, there are three buttons: 'Personal Registration' (highlighted with a red border), 'Enterprise Registration', and 'Cancel'.

Register for a 1688 personal account

×

Phone Registration

Welcome to register a Taobao account

+234 ▼ enter Phone number

Agree & Register

☒ I agree to 《the Alibaba Terms of Service》, 《Privacy Policy》, 《Taobao Platform Service Agreement》, and 《Alipay Service Agreement》

1	2 ABC	3 DEF
4 GHI	5 JKL	6 MNO
7 PQRS	8 TUV	9 WXYZ
	0	⌫


Register for a 1688 personal account

[<](#)[Have a problem?](#)

Verification code

A verification code has been sent to18f
, it is valid for 15 minutes

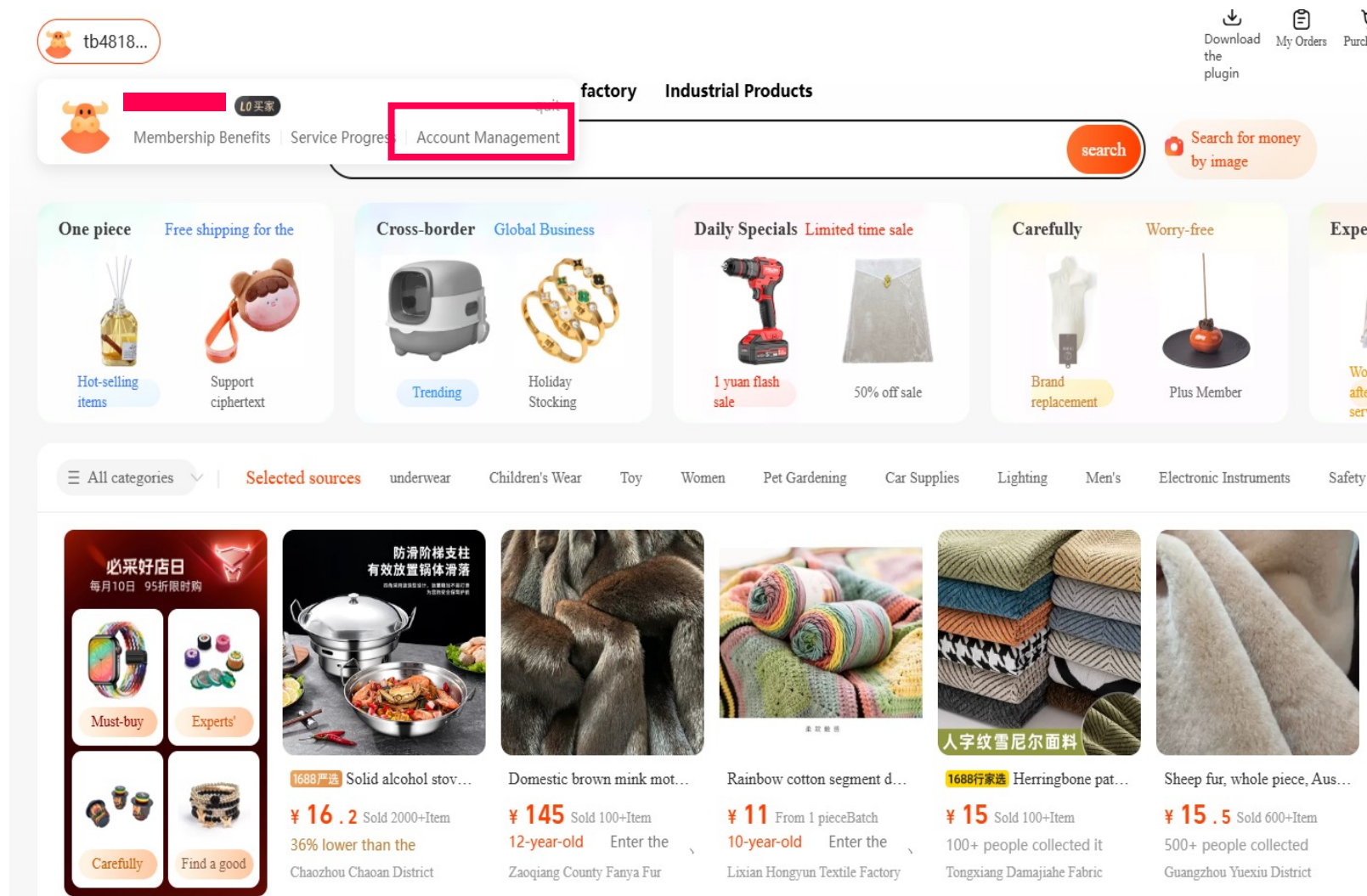
Resend(58s)

1	2 ABC	3 DEF
4 GHI	5 JKL	6 MNO
7 PQRS	8 TUV	9 WXYZ
0		

Once you have created an account on your mobile application → Visit www.1688.com on web browser to verify your 1688 account.

Verify your 1688 account

Go to www.1688.com > Login your 1688 in the web browser



The screenshot displays the 1688.com website interface. At the top, the user's account ID 'tb4818...' is visible. Navigation links include 'Download the plugin', 'My Orders', and 'Purchase'. The main header features a search bar and a 'Search for money by image' button. Below the header, there are several promotional banners for different product categories: 'One piece', 'Cross-border', 'Daily Specials', 'Carefully', and 'Worry-free'. A horizontal menu lists various product categories: 'All categories', 'Selected sources', 'underwear', 'Children's Wear', 'Toy', 'Women', 'Pet Gardening', 'Car Supplies', 'Lighting', 'Men's', 'Electronic Instruments', and 'Safety'. The main content area shows a grid of product listings with images, titles, and prices. The first listing is for 'Solid alcohol stove' with a price of ¥16.2. The second is for 'Domestic brown mink motif' with a price of ¥145. The third is for 'Rainbow cotton segment' with a price of ¥11. The fourth is for 'Herringbone pattern' with a price of ¥15. The fifth is for 'Sheep fur, whole piece' with a price of ¥15.5.

tb4818...

Download the plugin My Orders Purchase

factory Industrial Products

Membership Benefits Service Progress Account Management

search

Search for money by image

One piece Free shipping for the

Cross-border Global Business

Daily Specials Limited time sale

Carefully Worry-free

Hot-selling items Support ciphertext

Trending Holiday Stocking

1 yuan flash sale 50% off sale

Brand replacement Plus Member

Worry-free

Selected sources underwear Children's Wear Toy Women Pet Gardening Car Supplies Lighting Men's Electronic Instruments Safety

必采好店日 每月10日 95折限时购

Must-buy Experts' Carefully Find a good

防滑楼梯支柱 有效放置锅体滑落

1688严选 Solid alcohol stove... ¥16.2 Sold 2000+Item 36% lower than the Chaozhou Chaoan District

Domestic brown mink motif... ¥145 Sold 100+Item 12-year-old Enter the Zaoqiang County Fanya Fur

Rainbow cotton segment d... ¥11 From 1 pieceBatch 10-year-old Enter the Lixian Hongyun Textile Factory

人字纹雪尼尔面料

1688行家选 Herringbone pat... ¥15 Sold 100+Item 100+ people collected it Tongxiang Damajiahe Fabric

Sheep fur, whole piece, Aus... ¥15.5 Sold 600+Item 500+ people collected Guangzhou Yuexiu District

Verify your 1688 account with Alipay personal account

1. Click Alipay account management '支付宝账户管理'
2. Select '现在去认证' to verify your account

收货地址，发货地址，退货地址已统一收拢到买家工作台的“交易->交易资料管理->收货地址管理”菜单，[点击跳转](#)

公告：解绑支付宝功能升级中，暂不开放。

支付宝账户

您已经成功绑定了您的支付宝账户 您现在可以使用支付宝账户进行安全交易服务。
企业支付宝提现可免费，且合规经营须升级，[点此立即开通](#)

账户信息

账户名：	查看我的账户 ； 更换支付宝账户
状态：	已绑定 未认证 现在去认证
类型：	个人账户 开通支付宝商户版 什么是支付宝商户版
余额：	查询

常见问题 [查看更多](#)

- [支付宝绑定规则是什么？](#)
- [支付宝解绑或更换操作不成功怎么办？](#)
- [支付宝解绑或更换次数有限制吗？](#)
- [支付宝账号使用遇到问题怎么办？](#)
- [网商银行融易收是什么？](#)
- [融易收如何使用？](#)

Verify your 1688 account with Alipay personal account

Once your status has been authenticated '已绑定已认证', you can start to authorise your 1688 account with WorldFirst to make 1688 payments.



The screenshot shows the 1688 Buyer's Workbench interface. The top navigation bar includes links for 1688 homepage, my 1688, purchase orders, my favorites, credit, real merchant, super factory, industrial brand, and I am a supplier. The main header shows '1688 买家工作台' with tabs for Home, Transaction, Distribution Management, Procurement, Settings, and Service. The left sidebar lists various management options, with 'Alipay Account Management' (支付宝账户管理) highlighted. The main content area displays a success message: '您已经成功绑定了您的支付宝账户' (You have successfully bound your Alipay account). Below this, the account information table shows the status as '已绑定 已认证' (Bound and Authenticated), which is highlighted with a red box and a checkmark. The table also shows the account type as '个人账户' (Personal Account) and the balance as '查询 充值 提现' (Query, Recharge, Withdrawal). A '常见问题' (FAQ) section is visible at the bottom.

账户信息	
账户名:	查看我的账户; 更换支付宝账户
状态:	已绑定 已认证
类型:	个人账户 开通支付宝商户版 什么是支付宝商户版
余额:	查询 充值 提现

常见问题 [查看更多](#)

- 支付宝绑定规则是什么?
- 支付宝解绑或更换操作不成功怎么办?
- 支付宝解绑或更换次数有限制吗?
- 支付宝账号使用遇到问题怎么办?
- 网商银行融易收是什么?
- 融易收如何使用?

Now your 1688 account is verified

3. How to register for a World account?

WorldFirst

**Register for a
World account**

Visit portal.worldfirst.com/register



WorldFirst

English

Select country

Your Account

Where is your business based?

Select the country where your business is registered - or the main country where you operate if not registered.

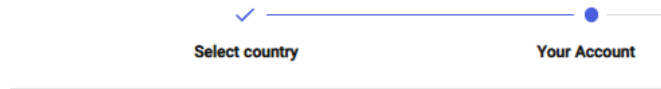
Country

Please select your country or region



Go to

Complete your registration with WorldFirst



Welcome to WorldFirst!

Let's create your account

Contact name

Let us know what to call you if we contact you

First Name

Last Name

Email & Password

Please enter your email address and create a password

☒ Email

☐ Mobile

Email

[Send code](#)

Enter verification code

Create your World Account login password

Invitation code (optional) [?](#)

- ☐ I want to receive market insights, updates and offers.
- ☐ By creating an account you agree to our [Terms And Conditions](#), [Privacy Policy](#). You also confirm that you are a director or owner of the business.

[Continue](#)

[Previous](#)

i

Why do you need to link a World account?

The World Account provides multi-currency accounts with 3 features:

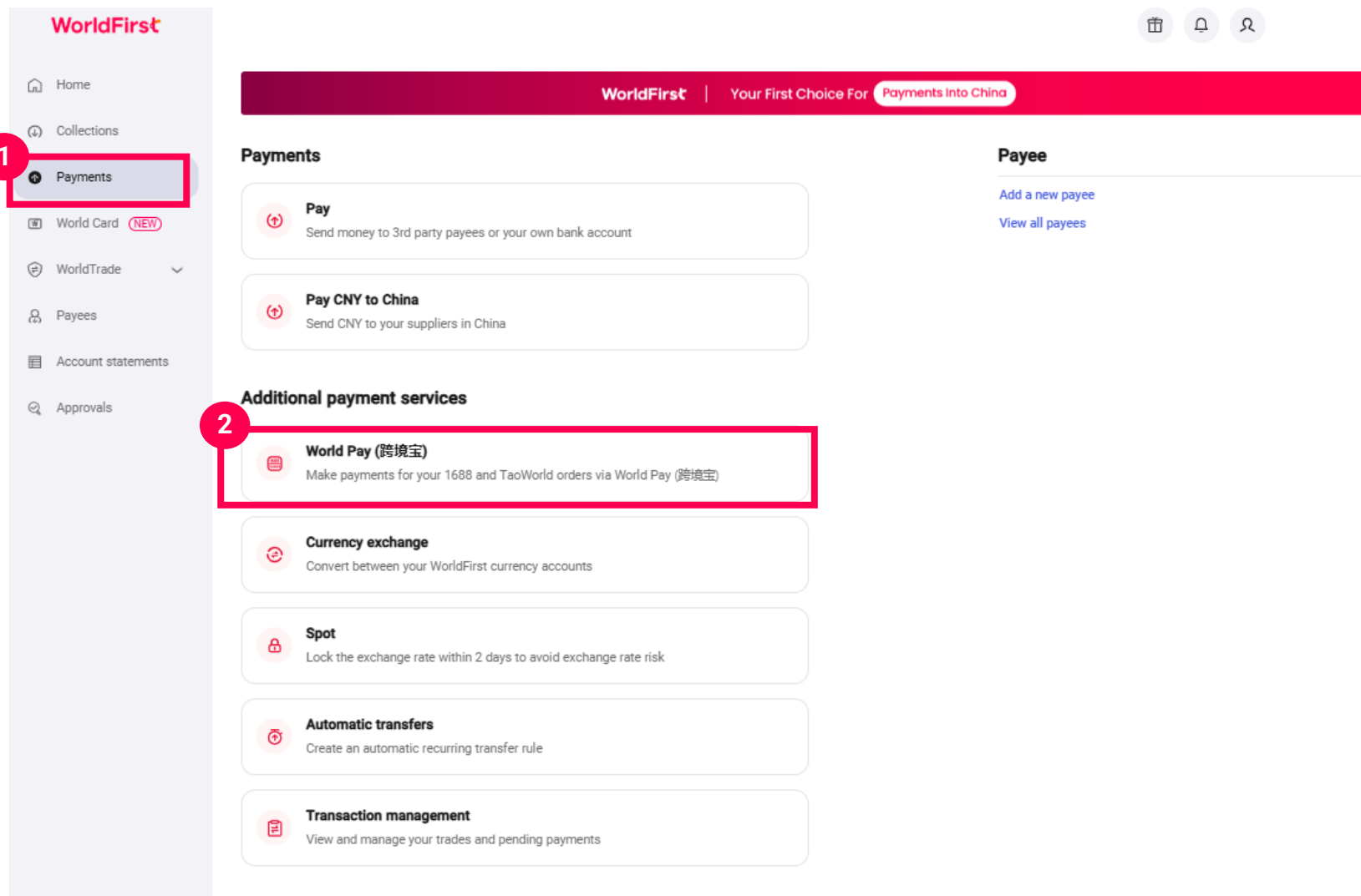
- To receive funds,
- Manage funds in multiple currencies and
- Make payments – our competitive rates provide overall cost savings in FX conversions

4A. Authorise your 1688 account with WorldFirst




**Authorise your 1688
account with WorldFirst**




Go to 'Payments' > 'World Pay' in your WorldFirst Portal



The screenshot displays the WorldFirst portal interface. On the left, a sidebar menu contains the following items: Home, Collections, **Payments** (highlighted with a red box and a red circle containing the number 1), World Card (NEW), WorldTrade, Payees, Account statements, and Approvals. The main content area features a top navigation bar with the WorldFirst logo and the tagline 'Your First Choice For Payments into China'. Below this, the 'Payments' section lists three options: 'Pay' (Send money to 3rd party payees or your own bank account), 'Pay CNY to China' (Send CNY to your suppliers in China), and 'Additional payment services'. The 'Additional payment services' section is highlighted with a red box and a red circle containing the number 2, and it includes four sub-options: 'World Pay (跨境宝)' (Make payments for your 1688 and TaoWorld orders via World Pay (跨境宝)), 'Currency exchange' (Convert between your WorldFirst currency accounts), 'Spot' (Lock the exchange rate within 2 days to avoid exchange rate risk), and 'Automatic transfers' (Create an automatic recurring transfer rule). A 'Transaction management' option is also visible at the bottom of the list. On the right side of the main content area, the 'Payee' section includes links for 'Add a new payee' and 'View all payees'.

Select 'View details and sign up' for 1688

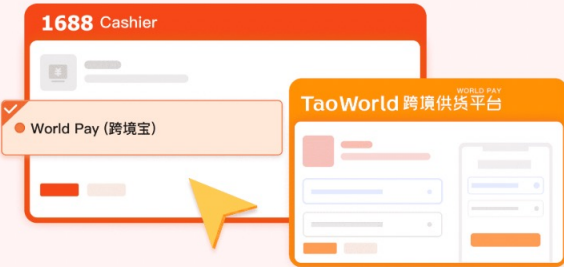




[Payments and FX](#) > [World Pay \(跨境宝\)](#)

Buy quality goods from China with WorldFirst directly in your local currencies

- The service is available for 1688 and TaoWorld orders
- No limit on how much you pay
- Convert your currencies to CNH for better exchange rate



1688

1688.com is a safe and accessible wholesale marketplace, providing cross-border sellers with extensive business opportunities and global buyers with quality products at lower prices.

[View details and sign up](#)

TaoWorld

Part of the Alibaba Group, 1688.com is a prominent wholesale platform serving cross-border sellers based on its smart supply chain. The platform connects with APIs to ensure data compliance and payment efficiency.

[View details and sign up](#)

Why Choose Us

Click 'Authorise your 1688 ID'

WorldFirst

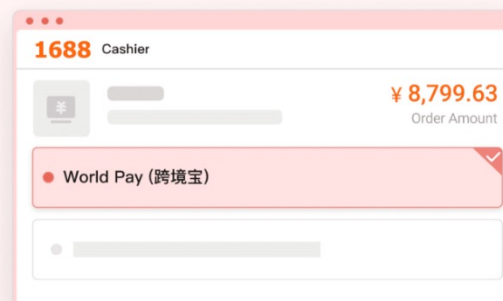


[Payments and FX](#) > [World Pay \(跨境宝\)](#) > 1688 World Pay (跨境宝)

Pay for your 1688 orders in local currency with WorldFirst

Reduced cost without the hassle of settling CNY to your account in China

Authorise your 1688 ID



Pay for your 1688 orders with WorldFirst

Pay for your cross-border purchases with the balance in your WorldFirst account swiftly and securely



Safe payments

Ant Group service
Safe and secure



Secure and flexible

No limit on payment amounts and times
Better exchange rate with CNH
Instant payments even on holidays



Fast and hassle-free

Payment through ERP
Batch payments
Efficient purchase



Value-added benefits

Dedicated customer service
Repayment for Cheng e She
Buy Now, Pay Later

Alipay Merchant Services Pte. Ltd. (Company Registration No.201735998W) ('Alipay MS') is licensed as a Major Payment Institution under the Payment Services Act 2019 by the Monetary Authority of Singapore. Alipay MS' registered office is located at 128 Beach Road, #20-01 Guoco Midtown, Singapore 189773

[Terms and Conditions](#) | [Privacy Policy](#) | [Cookie management](#)



Authorise your 1688.com account

Authorise
1688.com account

Confirm
authorisation
agreement

Activation result

Authorise 1688.com accounts

For security purposes, personal information for your personal 1688.com account will not be displayed. Please ensure the accuracy of information entered for your authorized 1688.com account.

1688.com account

Please enter your authorised 1688.com login account

Account nickname (optional)

Please enter a nickname

Next

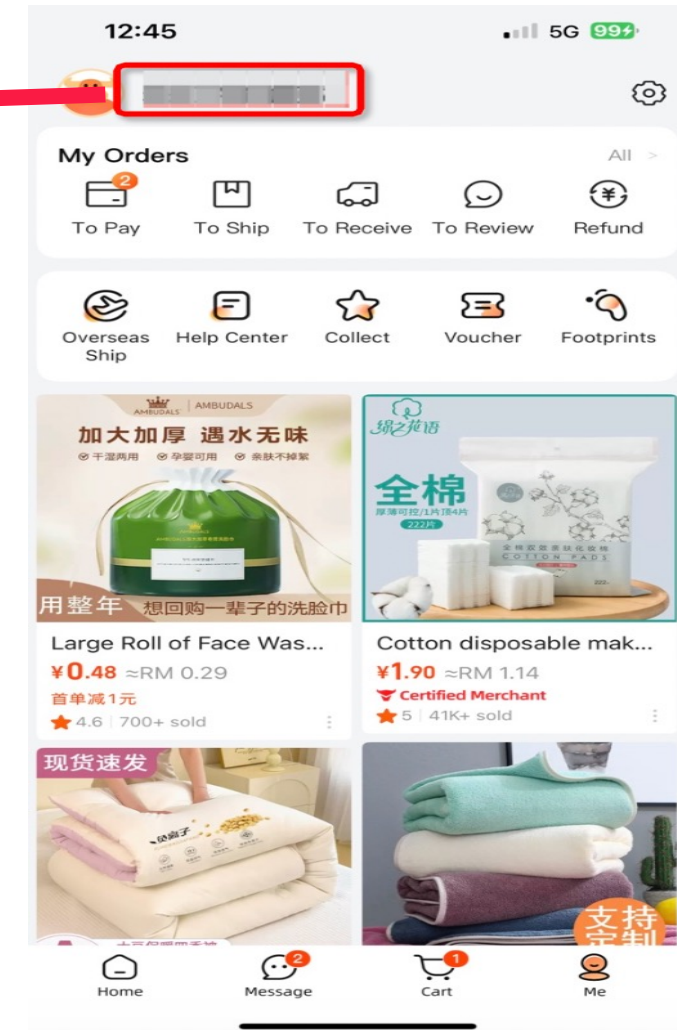
Cancel

You can find your 1688 ID on the homepage of 1688.com or 1688 mobile application.

[Purchase on 1688.com now](#)



Copy your 1688 ID and paste onto the field of "1688.com account"



Read and agree with the agreement



Confirm authorisation agreement

Account details

Authorised 1688.com account

[Redacted]

1688.com account type

Private account

Alipay account

[Redacted]

Account nickname

-

Authorised details

By activating World Pay (跨境宝) service, you agree that the authorised 1688.com account will pay for your 1688.com orders using your WorldFirst account balance

☐ I have read and agreed to [Deduction authorisation agreement](#) and have acknowledged the transaction fee deduction rules stipulated for World Pay (跨境宝) service

Next

Cancel

Enter the 6 digit code send to your mobile number to securely authorise your 1688 account

Verification

A 6-digit code has been sent to +6[REDACTED]

Resend(57)

[Change Method](#)

Confirm

And you've successfully authorised your 1688 account to WorldFirst!



You have successfully activated World Pay (跨境宝) service

Start paying with World Pay (跨境宝) on 1688.com

[Return to "Manage 1688.com accounts"](#)

[Return to World Pay \(跨境宝\) main page](#)

How to make payments with World Pay (跨境宝)

- Step 1: Authorise a 1688.com account in your World Account
- Step 2: Visit 1688.com to place an order using your authorised 1688.com account
- Step 3: Select '跨境宝' as your payment method on 1688.com
- Step 4: Ensure your World Account has sufficient CNH balance or convert other currency balances to CNH currency account.

[View World Pay \(跨境宝\) FAQs](#) >

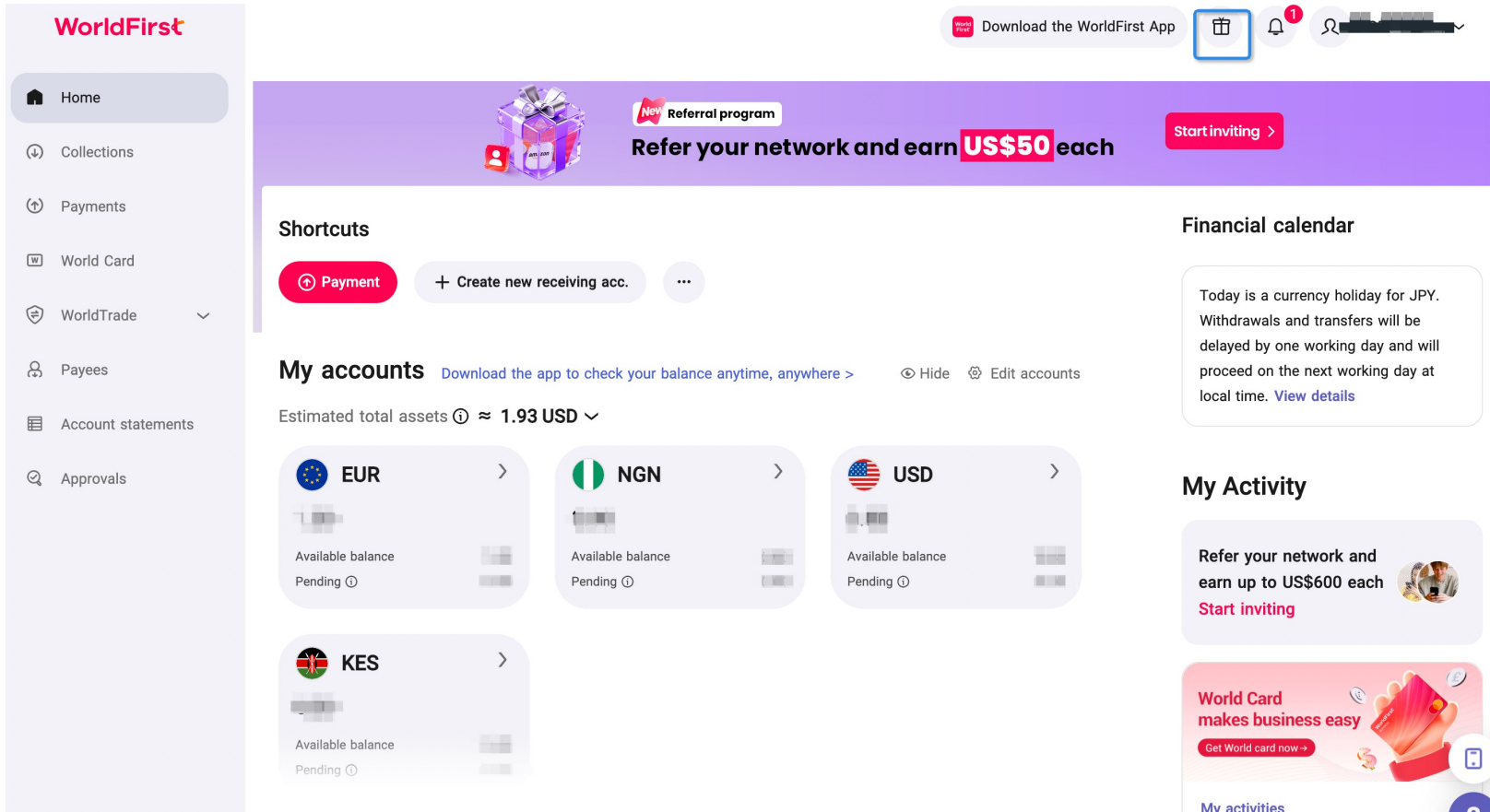
[Purchase on 1688.com now](#) >



4B. How to top up into World Account

**Top up your preferred currency to reach a sufficient CNH (offshore Chinese Yuan)
balance in WorldFirst to complete your purchases on 1688.com**

Login and select 'Create new receiving acc' on your WorldFirst dashboard



The screenshot shows the WorldFirst dashboard interface. At the top, there's a navigation bar with the WorldFirst logo on the left and a 'Download the WorldFirst App' button on the right. Below the navigation bar, there's a purple banner for the 'Referral program' with a 'Start inviting' button. The main content area is divided into several sections: 'Shortcuts' with a 'Payment' button and a '+ Create new receiving acc.' button; 'My accounts' showing estimated total assets of approximately 1.93 USD and a list of accounts for EUR, NGN, USD, and KES; 'Financial calendar' with a notice about a currency holiday for JPY; and 'My Activity' with a 'Refer your network and earn up to US\$600 each' promotion and a 'World Card makes business easy' promotion. A sidebar on the left contains navigation links for Home, Collections, Payments, World Card, WorldTrade, Payees, Account statements, and Approvals.




You can receive in CNH (Offshore Chinese Yuan), USD, SGD, HKD, GBP, EUR, AUD, JPY, NZD, CAD, MYR, THB, IDR, PHP, HKD. Please choose a currency that WorldFirst can receive to top up.

To add a new receiving account, refer to [this guide](#)

Select a currency

WorldFirst

 Download the WorldFirst App



1



Create a Receiving Account

Please select a currency

NGN

 Nigerian Naira

Give your receiving account a name

Create a Receiving Account

Please select a currency

 Nigerian Naira

Please select the receiving bank. ⓘ

☒ PAGA ☐ FCMB

Give your new Receiving Account a 'nickname'


My 1688 Top-Up Account

This is to help you manage multiple receiving accounts, you can edit it on the Account Details page

Confirm

Cancel

Preview the account you will create ^

 NGN account

Account number

Institution location
Nigeria

Beneficiary Bank
PAGA

Please be advised that the collection account will be applied by WorldFirst for you and assigned for your further use. You will only establish contractual relationship with WorldFirst.

Supported sources of funds

- Own account
- Third-parties
For example, payments received from business partners and customers
- Online marketplaces
Including payment gateways such as Stripe
- Tax authorities/agents
- Freelancer


Supported receiving currency

- Only NGN can be collected, funds in other currencies will be returned

Supported collection methods

- Supports collections from:Local collection in Nigeria requires 0-1 working days.
- Local instant transfer via NIP (NIBSS) network, maximum limit of 100m NGN
 - Local real-time payment on the Etranzact network with a maximum limit of 200m NGN
 - Batch processing of NEFT network collections, supporting amounts >100m NGN
 - Batch processing of RTGS network receipts, supporting amounts exceeding 100m NGN

Create Receiving Account for NGN

 Nigerian Naira

Details

Account nickname

My 1688 Top-Up Account

Account number

Bank location

Nigeria

Top up your Nigerian Naira account using bank transfer from your local bank account

Account holder name	copy
Account nickname	edit
Currency	
Account number	copy
Bank or institution name	copy
Creation date	copy
Bank or institution address	copy

Create Receiving Account for USD

WorldFirst

Please select a currency

 USD ▼

Please select your preferred account type

[View differences of account types](#)

Single-currency



Account location: The United States / Singapore

- ✓ Payer pays locally, faster arrival of funds
- ✓ No intermediate bank charges

Multi-currency



Account location: Singapore

- ✓ Supports the acceptance of multiple mainstream currencies.
- ✓ Receive funds worldwide

Please select the account location ⓘ



The United States [Recommended](#)



Singapore

Select usage of account

Top-up ×

Please select your preferred bank or institution ⓘ



JP Morgan Chase Bank



Citi Bank

Give your new Receiving Account a 'nickname'

Please enter

This is to help you manage multiple receiving accounts, you can edit it on the Account Details page

Confirm

Cancel

Preview the account you will create



USD account

Account number

**** * **

Institution location

The United States

Institution name

JP Morgan Chase Bank

Please be advised that the collection account will be applied by WorldFirst for you and assigned for your further use.
You will only establish contractual relationship with WorldFirst.

Supported sources of funds

- ✓ Own account
- ✓ Online marketplaces
Including payment gateways such as Stripe
- ✓ Tax authorities/agents
- ✓ Freelancer
- ✓ Developer

Supported receiving currency

- Only USD can be collected, funds in other currencies will be returned

Supported collection methods

Inside United States, takes 0-1 days

- Domestic EFT/ACH Transfer
- Domestic Fedwire/CHIPS Transfer

International transfer, takes 0-3 days

- International SWIFT Transfer

Create Receiving Account for CNH


Create a Receiving Account


Please select a currency


 CNH 


Please select your preferred account type


[View differences of account types](#)


Single-currency 


 Account location: Hong Kong, China


 Payer pays locally, faster arrival of funds

 No intermediate bank charges

Multi-currency 

 Account location: Singapore

 Supports the acceptance of multiple mainstream currencies.

 Receive funds worldwide

Select usage of account

Top-up 

Give your new Receiving Account a 'nickname'


1688 – WorldPay Payment Account

This is to help you manage multiple receiving accounts, you can edit it on the Account Details page

Confirm

Cancel

Preview the account you will create

 CNH account

Account number
**** * **

Institution location






Institution name

Hong Kong, China

JP Morgan Chase Bank

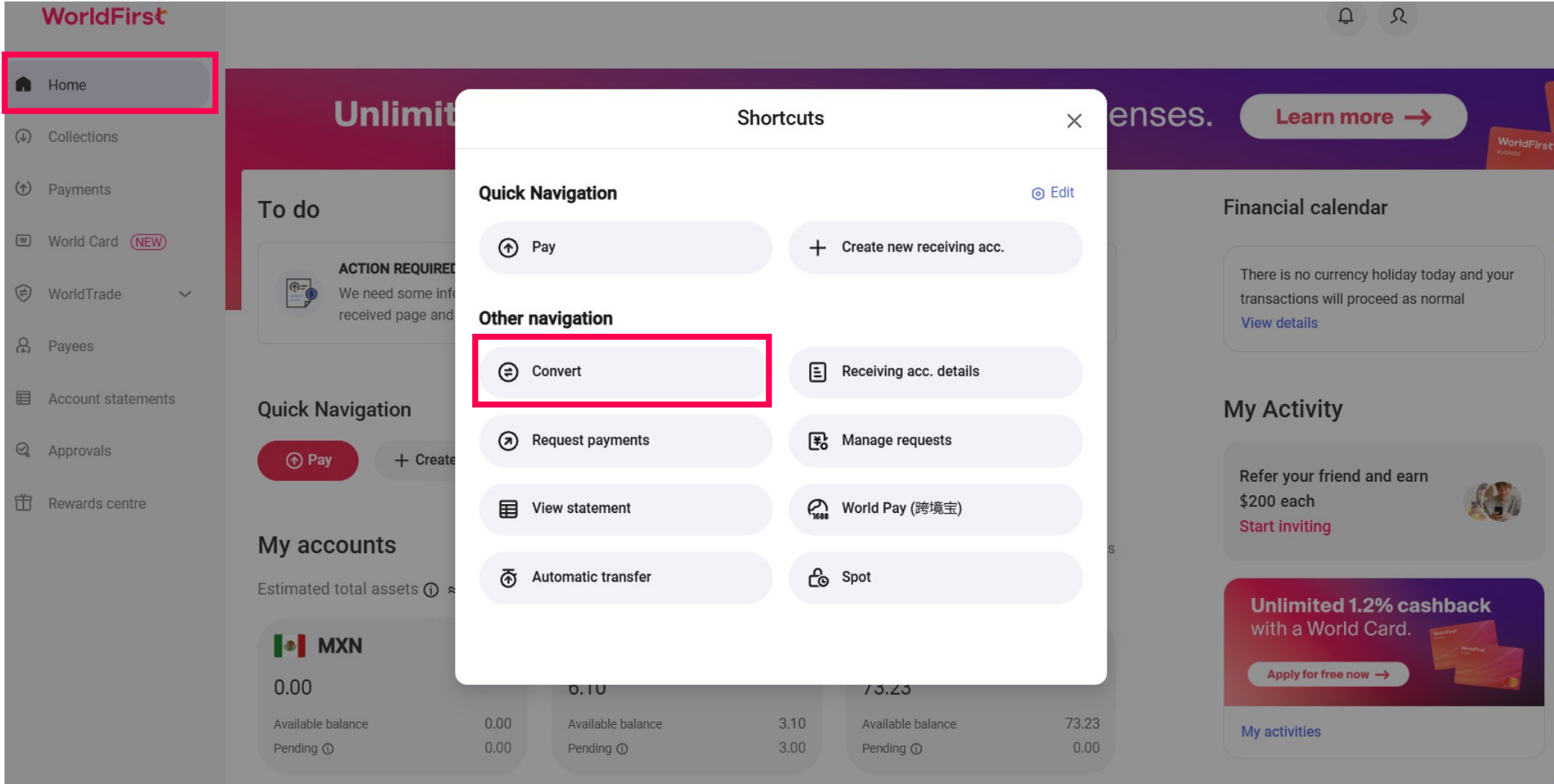
Please be advised that the collection account will be applied by WorldFirst for you and assigned for your further use.
You will only establish contractual relationship with WorldFirst.

Supported sources of funds

-  Own account
-  Online marketplaces
Including payment gateways such as Stripe
-  Tax authorities/agents
-  Freelancer
-  Developer

Supported receiving currency

Select "Convert" to convert funds into USD



The screenshot displays the WorldFirst mobile application interface. On the left, a sidebar menu lists various features: Home (highlighted with a red box), Collections, Payments, World Card (marked as NEW), WorldTrade, Payees, Account statements, Approvals, and Rewards centre. The main content area is partially obscured by a 'Shortcuts' modal window. This modal is divided into two sections: 'Quick Navigation' and 'Other navigation'. In the 'Other navigation' section, the 'Convert' option, represented by a circular icon with a double-headed arrow, is highlighted with a red rectangular box. Other options in the modal include 'Pay', 'Create new receiving acc.', 'Request payments', 'Manage requests', 'View statement', 'World Pay (跨境宝)', 'Automatic transfer', and 'Spot'. The background of the app shows a 'To do' section with an 'ACTION REQUIRED' notification, a 'Financial calendar' with a message about currency holidays, and a 'My Activity' section with a referral offer. At the bottom, there is a promotional banner for 'Unlimited 1.2% cashback with a World Card' and a table showing account balances for MXN and other currencies.

WorldFirst

Home

Collections

Payments

World Card **NEW**

WorldTrade

Payees

Account statements

Approvals

Rewards centre

Unlimited

Shortcuts

Quick Navigation

Pay

Create new receiving acc.

Other navigation

Convert

Request payments

Manage requests

View statement

World Pay (跨境宝)

Automatic transfer

Spot

To do

ACTION REQUIRED

We need some info received page and

Quick Navigation

Pay

Create

My accounts

Estimated total assets

MXN

0.00

Available balance 0.00

Pending 0.00

Available balance 3.10

Pending 3.00

Available balance 73.23

Pending 0.00

Financial calendar

There is no currency holiday today and your transactions will proceed as normal

[View details](#)

My Activity

Refer your friend and earn \$200 each




[Start inviting](#)

Unlimited 1.2% cashback with a World Card.



[Apply for free now](#)

[My activities](#)

Enter the amount you wish to convert

WorldFirst [Download the WorldFirst App](#)   

Enter FX Order information Confirm FX Order information View FX Order results


Sell currency	Sell amount	Withdraw full balance
 Nigerian Naira	<input type="text" value="3,007.28 NGN"/>	
Available balance:	3,500.00 NGN	
Fee	0.00 NGN ⓘ	
Amount converted	3,007.28 NGN	
WorldFirst exchange rate	1 NGN ≈ 0.00066505 USD ⓘ <small>(Market Reference Rate 1 NGN = 0.00066455 USD)</small>	
Discount details <small>You've applied 1 discount(s)</small>	FX Voucher NGN to USD FX Voucher	Save more 2.25 NGN ✓
Buy currency	Buy amount	
 USD	<input type="text" value="2.00 USD"/>	


Once you have a sufficient NGN balance in your World Account, you will be able to convert to USD


Step 1: Convert your Naira into USD


Enter the amount you wish to convert

WorldFirst

 Download the WorldFirst App









Enter FX Order information

Confirm FX Order information

View FX Order results

Sell currency	Sell amount	Withdraw full balance
<div> USD</div>	<input type="text" value="0.00 USD"/>	
Available balance:	0.80 USD	
Fee	0.00 USD	
Amount converted	0.00 USD	
WorldFirst exchange rate	1 USD = 6.94955 CNH ⓘ	
Discount details	<div>Select the currency or enter the amount to view the relevant offers.</div>	
Buy currency	Buy amount	
<div> CNH</div>	<input type="text" value="0.00 CNH"/>	

Once you have a sufficient NGN balance in your World Account, you will be able to convert to USD

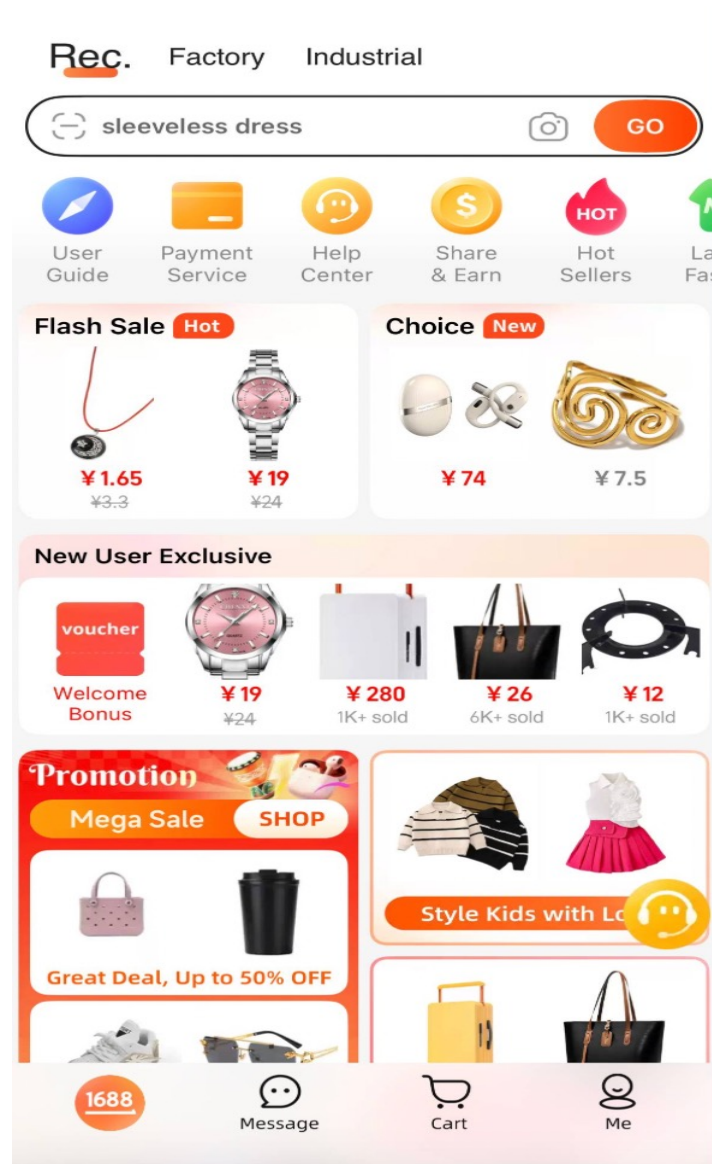
Step 2: Convert USD into CNH

5. How to purchase on 1688?




**Make the order on
1688**

Go to 1688 mobile application



Login to your 1688.com account

Newcomer Privilege
Login for Up to ¥20
Receive after login




+234 > | enter Phone number


enter Verification code SEND


Log in


☒ I agree to 《the Alibaba Terms of Service》 ,
《Privacy Policy》 , 《Taobao Platform Service
Agreement》 , and 《Alipay Service Agreement》

Other methods


Taobao


Alipay

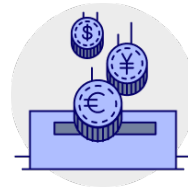

Passw...


Register

Shopping via visual/word search or recommended items

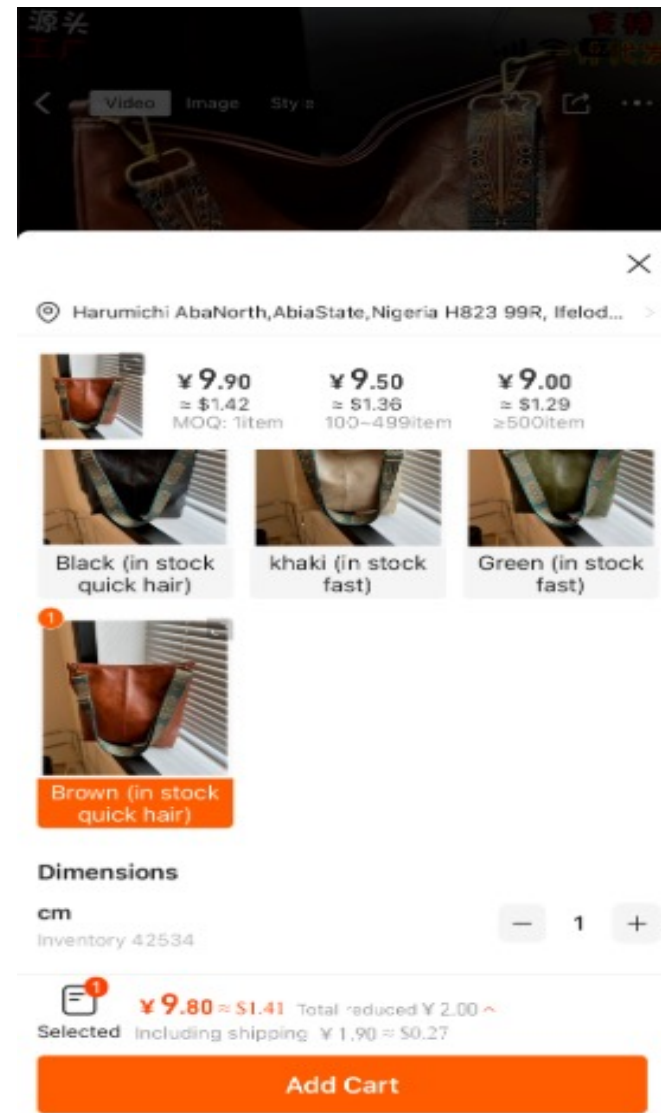


6. How to make payment on 1688?



**Make payment on 1688.com
using World Pay solution**

Select quantity and click order



Select cross border logistics and submit

<

Confirm Order

Aba North, Abia State, Nigeria

Ha

+234-

Global logistics mode

集运-空运

Global Freight:Starting from ¥23.40 >

Delivered as fast as 19 days

Home delivery

Self-Pickup

东阳市豫信电脑绣花厂

手提包女新款ball刺绣单肩斜跨女士通勤轻便卡通大

集运

退货包运费

7天无理由退货

24小时发货

跨境无忧

极速退款

新款藏青泰迪熊：中号(不带斜跨带)

× 1

券后 ¥16.80

Distribution 运费¥3.00 commitment to ship in 24 hours >

China mainland Service

退货包运费 >

Freight outside China

Calculation after shipment

including freight

Total amount payable ¥41.80

Submit Order

Choose 'WorldPay' as the payment method


< Checkout

...

To Pay


¥1,412.82


Payment Currency: MYR (MYR) Switch >



 Touch 'n Go


☐


New Credit/Debit Card 




 No currency exchange needed, 1688 deducts based on the currency used for payment. >

+ Add credit card








 Apple Pay

☐


Payment Currency: CNY

跨境宝

外币采购，大额无忧



 跨境宝服务已升级，若支付失败，请登录您的跨境宝账户（国际支付宝账户）查看公告并完成相关操作，如有问题请致电 400-976-6666



Please purchase within 4 d 23 h 59 min

Agree to the terms and pay



Is World Pay the only payment solution for overseas buyers?

For international buyers, you're able to pay by World Pay (provided by WorldFirst), credit/ debit cards or Alipay (limited to certain regions only)

Payment fee charges apply for World Pay (0.8%) and credit/ debit card (1.0%).



**Ant
International** | **WorldFirst**

SEA Customer Service



Telephone

+65 6805 4380



Email Address

seaclients@service.worldfirst.com

Phone hours: Monday to Friday 09:00 – 17:00 local time

Email enquiries: We will reply you within 1-2 working days